




# Woodruff Shotgun Merit Badge Requirements Packet



## Requirements 1:

a. Explain why BB and pellet air guns must always be treated with the same respect as firearms. \_\_\_\_\_

\_\_\_\_\_  
\_\_\_\_\_  
\_\_\_\_\_

b. Describe how you would react if a friend visiting your home asked to see your or your family's firearm(s). \_\_\_\_\_

\_\_\_\_\_  
\_\_\_\_\_  
\_\_\_\_\_

c. Explain the need for and use and types of, eye and hearing protection.

Eye Protection:

Need for: \_\_\_\_\_

Types of: \_\_\_\_\_

Hearing Protection:

Need for: \_\_\_\_\_

Types of: \_\_\_\_\_

d. Explain the main points of the laws for owning and using guns in your community and state.

- List classes of people that are ineligible to possess, receive, ship or transport firearms or ammunition:

1. \_\_\_\_\_
2. \_\_\_\_\_
3. \_\_\_\_\_
4. \_\_\_\_\_
5. \_\_\_\_\_
6. \_\_\_\_\_
7. \_\_\_\_\_
8. \_\_\_\_\_
9. \_\_\_\_\_
10. \_\_\_\_\_
11. \_\_\_\_\_

- What is the definition of an *antiques firearm* and are there any restrictions on selling or transferring them:

---

---

---

- Discuss the sale of firearms between individuals (in-state and out of state):

Sale with in a State: \_\_\_\_\_

---

---

Sale out of State: \_\_\_\_\_

---

---

- e. Explain how hunting is related to the wise use of renewable wildlife resources: \_\_\_\_\_

---

---

---

---

---

---

---

---

---

---

- f. Explain the main points of hunting laws in your state and give any special laws on the use of guns or ammunition or successfully complete a state hunter education course:

Name of your STATE: \_\_\_\_\_

1. List wildlife that **CAN** be legally hunted in your state:

• _____	• _____	• _____
• _____	• _____	• _____
• _____	• _____	• _____

2. List wildlife that **CANNOT** be hunted in your state:

---

---

---

3. Who is required to have a hunting license in your state? \_\_\_\_\_

---

---

Scout Name: \_\_\_\_\_ Troop #: \_\_\_\_\_ MB Period: \_\_\_\_\_

4. Who must take the Hunter's Safety Course in your state? \_\_\_\_\_  
\_\_\_\_\_  
\_\_\_\_\_

5. List hunting season dates for four different wildlife:

Wildlife	Dates of Hunting Season
• _____	• _____
• _____	• _____
• _____	• _____
• _____	• _____

7. Discuss legal hunting hours: \_\_\_\_\_  
\_\_\_\_\_

8. Required clothing when hunting *large* game animals: \_\_\_\_\_  
\_\_\_\_\_

g. Explain the proper hygienic guidelines used in shooting: \_\_\_\_\_  
\_\_\_\_\_  
\_\_\_\_\_  
\_\_\_\_\_  
\_\_\_\_\_  
\_\_\_\_\_

h<sub>1</sub>. Identify and explain three shotgun sports.

1. \_\_\_\_\_  
\_\_\_\_\_  
\_\_\_\_\_
2. \_\_\_\_\_  
\_\_\_\_\_  
\_\_\_\_\_
3. \_\_\_\_\_  
\_\_\_\_\_  
\_\_\_\_\_


h<sub>2</sub> Identify places in your community where you could shoot these sports and explain how you can join or be part of shooting sports activities: \_\_\_\_\_  
\_\_\_\_\_  
\_\_\_\_\_

i. List sources that you could contact for information on firearms and their use:

1. \_\_\_\_\_
2. \_\_\_\_\_
3. \_\_\_\_\_
4. \_\_\_\_\_
5. \_\_\_\_\_


**Option A Requirements: (Modern Shotshell Type)**

a. Identify the principal parts of a Shotgun.



- |          |           |
|----------|-----------|
| 1. _____ | 8. _____  |
| 2. _____ | 9. _____  |
| 3. _____ | 10. _____ |
| 4. _____ | 11. _____ |
| 5. _____ | 12. _____ |
| 6. _____ | 13. _____ |
| 7. _____ | 14. _____ |

a. Identify the “action types” of shotgun and describe how each type function:



Type: \_\_\_\_\_

Describe how action functions: \_\_\_\_\_


\_\_\_\_\_  
\_\_\_\_\_



Type: \_\_\_\_\_

Describe how action functions: \_\_\_\_\_

\_\_\_\_\_  
\_\_\_\_\_



Type: \_\_\_\_\_

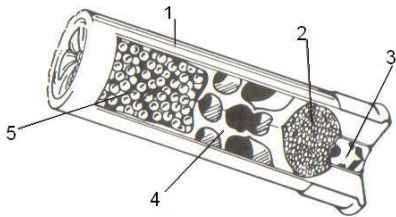
Describe how action functions: \_\_\_\_\_

\_\_\_\_\_  
\_\_\_\_\_

b. Identify and explain the three rules for safely handling a shotgun:

1. \_\_\_\_\_  
 Explain: \_\_\_\_\_  
 \_\_\_\_\_
2. \_\_\_\_\_  
 Explain: \_\_\_\_\_  
 \_\_\_\_\_
3. \_\_\_\_\_  
 Explain: \_\_\_\_\_  
 \_\_\_\_\_

c. Identify the parts of a shotgun shell and their functions.



1. Name: \_\_\_\_\_ Function: \_\_\_\_\_
2. Name: \_\_\_\_\_ Function: \_\_\_\_\_
3. Name: \_\_\_\_\_ Function: \_\_\_\_\_
4. Name: \_\_\_\_\_ Function: \_\_\_\_\_
5. Name: \_\_\_\_\_ Function: \_\_\_\_\_

d<sub>1</sub>. Identify the various gauges of shotguns.

Gauge: \_\_\_\_\_ Gauge: \_\_\_\_\_ Gauge: \_\_\_\_\_ Gauge: \_\_\_\_\_ Gauge: \_\_\_\_\_ Gauge: \_\_\_\_\_

d<sub>2</sub>. Explain which gauge would you choose and why. \_\_\_\_\_  
 \_\_\_\_\_  
 \_\_\_\_\_  
 \_\_\_\_\_  
 \_\_\_\_\_  
 \_\_\_\_\_  
 \_\_\_\_\_  
 \_\_\_\_\_

e<sub>1</sub>. Identify and explain the five fundamentals (steps) in shooting a moving target.

1. \_\_\_\_\_ Explain: \_\_\_\_\_  
\_\_\_\_\_
2. \_\_\_\_\_ Explain: \_\_\_\_\_  
\_\_\_\_\_
3. \_\_\_\_\_ Explain: \_\_\_\_\_  
\_\_\_\_\_
4. \_\_\_\_\_ Explain: \_\_\_\_\_  
\_\_\_\_\_
5. \_\_\_\_\_ Explain: \_\_\_\_\_  
\_\_\_\_\_

e<sub>2</sub>. Explain what a misfire, hangfire, and squib fire are, and explain the procedures to follow in response to each:

- Misfire: \_\_\_\_\_  
Action to take: \_\_\_\_\_
- Hangfire: \_\_\_\_\_  
Action to take: \_\_\_\_\_
- Squib fire: \_\_\_\_\_  
Action to take: \_\_\_\_\_

f. Identify and explain each rule for safely shooting a shotgun. (i.e. Rules for Using or Storing a Shotgun)

1. \_\_\_\_\_
2. \_\_\_\_\_
3. \_\_\_\_\_
4. \_\_\_\_\_
5. \_\_\_\_\_
6. \_\_\_\_\_
7. \_\_\_\_\_

h. Identify materials needed to clean a shotgun.

- \_\_\_\_\_
- \_\_\_\_\_
- \_\_\_\_\_
- \_\_\_\_\_
- \_\_\_\_\_
- \_\_\_\_\_

j. Discuss what points you would consider in selecting a shotgun:

1. \_\_\_\_\_
2. \_\_\_\_\_
3. \_\_\_\_\_
4. \_\_\_\_\_
5. \_\_\_\_\_
6. \_\_\_\_\_
7. \_\_\_\_\_
8. \_\_\_\_\_
9. \_\_\_\_\_
10. \_\_\_\_\_
11. \_\_\_\_\_
12. \_\_\_\_\_

# WSR Shotgun Range Safety Rules

- ◆ Know and comply with the three basic firearm safety rules.
  - Rule #1: Always keep the gun muzzle pointed in a safe direction.*
  - Rule #2: Always keep your finger off the trigger until ready to shoot.*
  - Rule #3: Always keep the action open and gun unloaded until ready to use.*
- ◆ Know and comply with these additional safety rules.
  - > **Always identify your target and know what is beyond it.**
  - > **Always have permission before touching a gun.**
- ◆ Know and obey all range commands.
- ◆ Wear eye and hearing protection.
- ◆ Know where others are at all times.
- ◆ Shoot only at authorized targets.
- ◆ All firearms must remain unloaded with actions open, except when on the firing line and authorized to be loaded.
- ◆ Do not shoot if you are taking any substance that may impair normal mental or physical bodily functions. Beside alcohol and drugs, this includes prescription and non-prescription drugs, e.g., cold medicines that may cause drowsiness, nervousness, balance problems, etc.
- ◆ Do not handle a firearm or stand at the firing line where firearms are present while others are downrange. Move to the rear area of the firing line next to the ready/waiting area.
- ◆ Stop shooting immediately upon the command of "**STOP**" or "**Cease Fire.**"
- ◆ Anybody on the range may call "**STOP**" or "**Cease Fire**"; if they think an unsafe condition exists.
- ◆ Leave dropped ammunition and spent hulls on the ground until that round of fire is completed and firearms are benched or grounded. Range Safety Officer will advise when it is safe to retrieve dropped ammunition or spent hulls.
- ◆ Notify the Range Safety Officer when ammunition has been dropped or all rounds were not shot.
- ◆ Notify the Range Safety Officer when there is a firearm stoppage malfunction. Keep shotgun pointed in a safe direction.
- ◆ No live ammunition permitted in the pavilion, the spectator or ready/waiting areas. Live ammunition may only be handled while on the firing line/positions.
- ◆ No eating or drinking on the Shotgun range.
- ◆ Clean up all hulls, paper, and other debris from the range.

***Think Safety – Act Accordingly – Have Fun.***

Use this area to describe your experience (good or bad) while taking the shotgun merit badge class. Any recommendations to the WSR Shotgun Merit Badge program would be appreciated.

---

---

---

---

---

---

---

---

---

---

---

---

---

---

---

---

---

---

---

---

---

---

---

---

---

---

---

---

---

---

**❖ Shotgun Merit Badge Shooting Requirements:**

- 2g – Demonstrate the knowledge, skills, and attitude necessary to safely shoot moving targets, using the fundamentals of shotgun shooting.
- 2i – Demonstrate how to clean a shotgun safely.
- 2k - Hit at least 12 (48 percent) out of 25 targets in two 25 target groups. The two groups need not be shot in consecutive order. A minimum of 50 shots must be fired.